



Lithium-Ion Battery Charging Safety Cabinet



Avoid catastrophic losses while charging lithium-ion batteries by containing fires, smoke, and explosions with Justrite's proprietary 9-Layer ChargeGuard™ system.


Justrite's Lithium-Ion battery Charging Safety Cabinet is engineered to charge and store lithium batteries safely. Made with a proprietary 9-layer ChargeGuard™ system that helps minimize potential losses from fire, smoke, and explosions caused by Lithium batteries.

9-Layer ChargeGuard™ Containment System



1 Double-wall Cabinet Construction

Welded double-wall steel provides an solid structure that keeps potential explosions contained.




2 Pressure Relief Vent System

Vented door panels dampen the explosive force from thermal runaway and battery failure.



3 Reinforced Steel Door Latch Plates

Steel latch rods made with reinforced latch cradle plates ensure the cabinet doors remain closed.



4 Flame Arrestors

Double-layer wire-mesh flame arrestors absorb heat and stop flames from escaping the cabinet.



5 Double Wall with Air Gap

Absorbent interior walls transfer the energy of high-temperature battery failures while a 1-1/2" air gap insulates, maintaining a surface temperature that is safe to touch.



6 Door Hinge Flame Guards

Tight sealing door hinge with flame guard prevents fires escaping through the door hinges, preventing secondary fires outside the cabinet.



7 Spring Loaded Dampers

Automatic Damper flaps close when the cabinet temperature reaches 135°F to reduce the release of harmful smoke and gases by as much as 99%.



8 Unique Filtration System

Pressure Relief Venting System with an integrated filter traps smoke and absorbs harmful toxins.




9 Heat Activated Expanding Door Seals

Intumescent seals swell as temperatures rise to prevent smoke, fumes, and flames from escaping from the door frame.

Total Energy Containment Rating (TECR) of 4kWh

The number of batteries that can be safely stored and charged in the cabinet will vary based on the amount of energy within each battery. Use the chart below to identify the energy of your batteries and how many can be in the Justrite lithium-ion battery charging cabinet at one time.



Additional Features



Crossflow Fan Ventilation System

A constant supply of fresh air pulling into the cabinet helps keep the batteries cool while charging in their contained environment.



Circuit Breaker

Automatic circuit breaker tripping feature in case of Thermal runaway.



Convenient Benchtop Design

Keep your batteries easily accessible while they charge in a safe and contained environment at a convenient counter height.



Lockable Doors

Control the access to lithium-ion batteries, helping to prevent theft and enforce protocols with its lockable paddle latch handle.



Small Footprint

Maintain safety and battery charging capacity without bulky storage units that consume valuable and limited space.

Battery Containment Capacity Chart Per Shelf

Voltage (V)	Ah	# of Batteries
12	2.5	66
12	3	55
12	6	27
18	3	37
18	5	22
18	6	18
20	3	33
20	5	20
20	9	11
20	12	8
40	4	12
40	5	10
40	8	6

Disclaimer: Our charging cabinet accommodates the charging of up to 8 batteries at a time unless the capacity of your 8 batteries charging at a time exceed the safe TECR of the cabinet. Please be aware that charging capacity may vary depending on battery size and condition. Refer to the chart above or manual for guidelines. Overloading may affect performance or damage the cabinet.

- 157lbs. Total Unit Weight
- 8 Receptacles
- 120VAC/60Hz Input
- 24" x 43" x 18"

Justrite Part #
231703



Warranty

- 10-year Structural
- 1-year Serviceable Parts



MADE IN THE USA

With US & Imported Parts

Justrite Safety Group™, the pioneers of workplace fire prevention and containment since 1894.

Contact your local rep for more information today.



Justrite®

(800) 798-9250 • Justrite.com